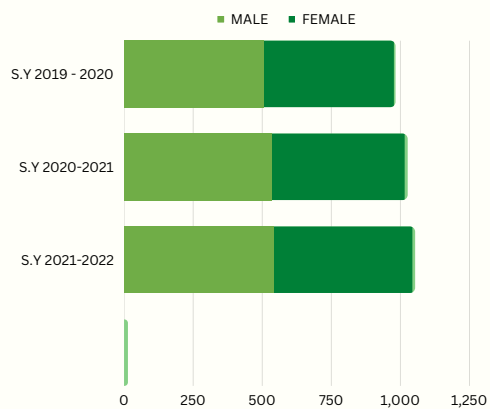
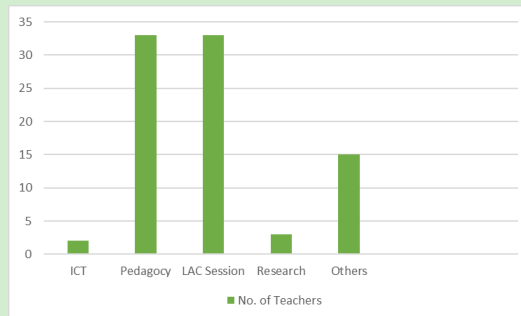


School Profile



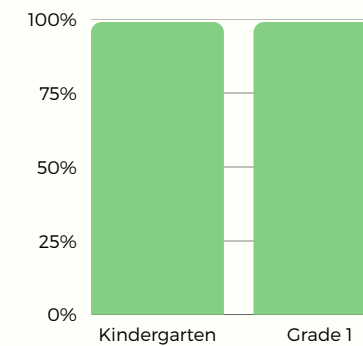
The table shows increase in enrollment compared to the previous school year.

Teachers' Professional Development



The teachers' most attended training is on pedagogies and LAC Sessions. Some teachers attended training held by private sectors.

Performance Indicator: Quality

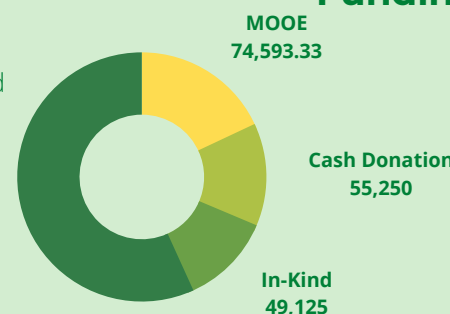


Promotion Rate

The promotion rate this school year was successfully maintained at 99%.

Sources of School Funding

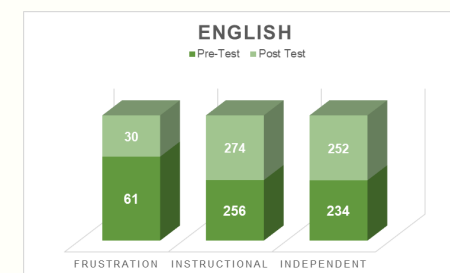
The biggest source of funding came from Voluntary Hours converted as cash which costs 235,250.



School Awards and Recognition

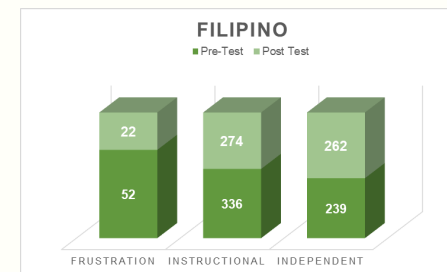
Title of Award	Award Giving Body	Level	Category of Awardee
Best Reading Teacher in Filipino KS 1 – Third Place	Schools Division of Imus City	Division	Teacher
Best Reading Teacher in English KS 2 – Second Place	Schools Division of Imus City	Division	Teacher
Best Reading Teacher in Filipino KS 1 – First Place	Schools Division of Imus City	Division	Teacher

Literacy Level in English and Filipino



PHIL-IRI results show an improvement in the students' literacy.

More students have moved from frustration level to instructional level in both English and Filipino.



Health and Nutritional Status

Grade Level	Severely Wasted		Wasted		Normal		Overweight		Obese	
	M	F	M	F	M	F	M	F	M	F
Kindergarten	0	0	3	4	58	53	0	3	3	1
Grade 1	0	2	6	1	76	74	6	4	6	1
Grade 2	0	1	5	6	65	58	3	2	3	1
Grade 3	0	0	1	3	49	50	9	8	3	3
Grade 4	3	0	3	7	61	62	8	6	10	2
Grade 5	0	0	0	0	66	50	7	4	2	0
Grade 6	0	1	1	1	41	54	14	3	1	0
TOTAL	3	4	19	22	413	401	47	30	28	8

48 pupils are part of the DepEd's feeding program this school year.

814 pupils out of 1,042 fell under normal health status.

Learner's Materials

English		Filipino		Science		Mathematics	
Grade Level	No. of Modules/ADM/SLMs	No. of Activity Sheets/Worksheet	Grade Level	No. of Modules/ADM/SLMs	No. of Activity Sheets/Worksheet	Grade Level	No. of Modules/ADM/SLMs
Kindergarten	128	163	Kindergarten	128	163	Kindergarten	0
Grade 1	137	137	Grade 1	127	137	Grade 1	0
Grade 2	266	200	Grade 2	314	200	Grade 2	0
Grade 3	331	280	Grade 3	331	280	Grade 3	331
Grade 4	282	257	Grade 4	282	257	Grade 4	282
Grade 5	289	295	Grade 5	289	295	Grade 5	289
Grade 6	260	265	Grade 6	260	265	Grade 6	260

EPP/ITE	
Grade Level	No. of Modules/ADM/SLMs
Kindergarten	0
Grade 1	0
Grade 2	0
Grade 3	0
Grade 4	282
Grade 5	145
Grade 6	129

Performance Indicator: Access

Cause of Dropout

Grade Level	Change of Residence	Family Conflict	No Parental Support
Kindergarten	2	0	0
Grade 1	1	0	0
Grade 2	3	2	2
Grade 3	2	3	2
Grade 4	3	0	0
Grade 5	0	0	0
Grade 6	0	1	0
TOTAL	11	6	4
Percentage	52.38%	28.57%	19.05%

Family problem with 52.38%, is the major cause of the dropout of the learners.

Performance Indicator: Governance

SBM LEVEL	QUALITATIVE DESCRIPTION
2	Maturing

SBM Assessment Level

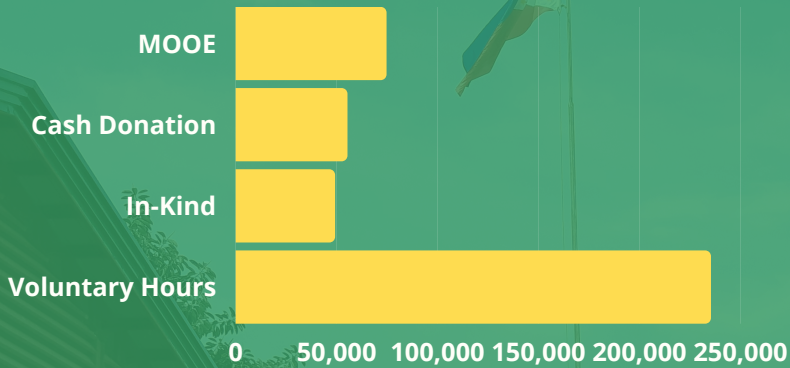
Child-Friendly School Survey

CFSS SCORE	QUALITATIVE DESCRIPTION
26 Points	Child-Friendly School

The table above shows the number of learning activity sheets and SLMs that the school was able to receive throughout the school year.

CI PROJECTS

Stakeholders' Contribution



The table above shows the amount of stakeholders' contribution for School Year 2021-2022. The school was able to receive **PHP 339, 625**

Learner - Classroom Ratio

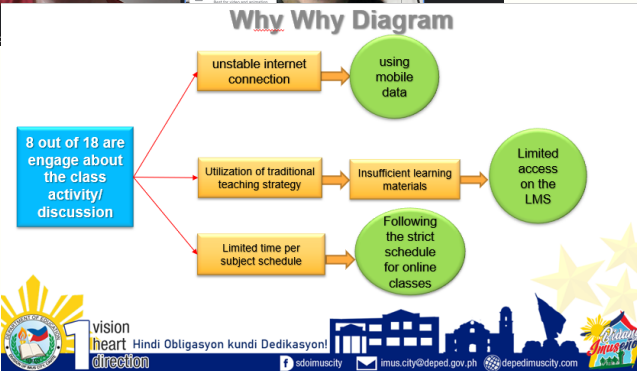
Grade Level	Ratio
Kindergarten	31.25:1
Grade 1	36.2:1
Grade 2	36.5:1
Grade 3	31:5:1
Grade 4	40:1
Grade 5	32.5:1
Grade 6	29.25:1

Learner - Teacher Ratio

Male	Female	Total	Ratio
5	27	32	33.65

Utilizing video lessons for ODL Grade 2 learners to increase students' participation in Online Classes

Research Proponents:
 Marisel E. Guzmata
 Roqueline B. Ladra
 Leah B. Bagtas
 Elma G. Abad
 Christian P. Caagbay



The project's research proponents held a focus-group discussion. It is currently on plenary, first stage.



SCHOOL REPORT CARD

SCHOOL ID: 107979
 S.Y 2021-2022